

CITY OF IONE  
IONE GENERAL PLAN UPDATE  
RESIDENT SURVEY RESULTS

---

*Prepared by:*



2729 PROSPECT PARK DRIVE, SUITE 220  
RANCHO CORDOVA, CA 95670

**OCTOBER 2008**



**TABLE OF CONTENTS**

---

Survey Question 1: How long have you lived in lone? ..... 1

Survey Question 2: Is the City of lone your primary residence?..... 1

Survey Question 3: Do you own or rent your home? ..... 1

Survey Question 4: If you are currently renting, do you plan to buy a home in lone? ..... 1

Survey Question 5: For the person filling out this survey, what is your age?..... 1

Survey Question 6: Why do you choose to live in lone? (more than one answer allowed) .....2

Survey Question 7: What concerns you about your community? (more than one answer allowed).....2

Survey Question 8: How do you get to work? (more than one answer allowed).....3

Survey Question 9: How many times per month do you make a trip outside of lone to shop?....3

Survey Question 10: How would you rate the quality of life in lone? .....3

Survey Question 11: How important is promoting reasonably priced housing for working residents for the future of lone? .....4

Survey Question 12: How important is promoting industrial development for the future of lone?.4

Survey Question 13: How important is providing additional land for offices and commercial businesses for the future of lone? .....4

Survey Question 14: How important is enhancing public recreational facilities for the future of lone?.....4

Survey Question 15: How important is preserving open spaces and agricultural lands for the future of lone? .....5

Survey Question 16: How important is managing the pace of growth for the future of lone? .....5

Survey Question 17: How important is promoting alternative forms of transportation to the car for the future of lone? .....5

Survey Question 18: How important is retaining our small-town community character for the future of lone? .....5

Survey Question 19: How important is revitalizing the historic downtown streetscape for the future of lone? .....6

Survey Question 20: How important is encouraging more activities for families and children for the future of lone? .....6

Survey Question 21: How important is encouraging more entertainment opportunities, festivals, and/or nightlife for the future of lone? .....6

## TABLE OF CONTENTS

---

Survey Question 22: From your experience, do you find there is enough housing for people of all incomes? .....	6
Survey Question 23: Do you find the City roads adequate? .....	7
Survey Question 24: Do you find the City public transit adequate? .....	7
Survey Question 25: Do you find the City pedestrian access adequate? .....	7
Survey Question 26: Do you find the City bicycle access adequate? .....	7
Survey Question 27: If you answered No for any of the above (Questions 22-25), please explain what could be improved. (More than one answer allowed) .....	8
Survey Question 28: Are there areas where you would like to see additional bicycling and/or pedestrian connections (new sidewalks, trails, or bicycle routes)? (More than one answer allowed) .....	8
Survey Question 29: Do you find the City parks adequate? .....	8
Survey Question 30: Do you find the City recreational facilities adequate? .....	9
Survey Question 31: Do you find the City trails adequate? .....	9
Survey Question 32: If you answered No for any of the above (Questions 28-30), please explain: .....	9
Survey Question 33: Do you think the downtown area should be expanded from a single main street to a larger district that would provide additional sites for businesses? .....	9
Survey Question 34: how important do you feel it is to improve roads, traffic, and transit? Use a scale of 1 through 10, with 1 being the highest priority and 10 being the lowest. ....	10
Survey Question 35: how important do you feel it is to supply housing for a range of income levels? Use a scale of 1 through 10, with 1 being the highest priority and 10 being the lowest.....	10
Survey Question 36: how important do you feel it is to attract new industry/businesses? Use a scale of 1 through 10, with 1 being the highest priority and 10 being the lowest. ....	11
Survey Question 37: how important do you feel it is to enhance tourism opportunities? Use a scale of 1 through 10, with 1 being the highest priority and 10 being the lowest. ....	11
Survey Question 38: how important do you feel it is to provide parks and recreational programs? Use a scale of 1 through 10, with 1 being the highest priority and 10 being the lowest.....	12

Survey Question 39: how important do you feel it is to manage the pace of growth? Use a scale of 1 through 10, with 1 being the highest priority and 10 being the lowest. ....12

Survey Question 40: how important do you feel it is to preserve open space/agricultural lands? Use a scale of 1 through 10, with 1 being the highest priority and 10 being the lowest. ....13

Survey Question 41: how important do you feel it is to improve air quality and water quality? Use a scale of 1 through 10, with 1 being the highest priority and 10 being the lowest. ....13

Survey Question 42: how important do you feel it is to improve downtown? Use a scale of 1 through 10, with 1 being the highest priority and 10 being the lowest. ....14

Survey Question 43: how important do you feel it is to conserve energy and natural resources? Use a scale of 1 through 10, with 1 being the highest priority and 10 being the lowest. ....14



## RESIDENT SURVEY RESULTS

### SURVEY QUESTION 1: HOW LONG HAVE YOU LIVED IN IONE?

Answer	# of answers	Percentage
0-5 years	77	33.2%
6-10 years	59	25.4%
11-20 years	25	10.8%
> 20 years	69	29.7%
No Answer	2	0.9%
Total	232	100%

### SURVEY QUESTION 2: IS THE CITY OF IONE YOUR PRIMARY RESIDENCE?

Answer	# of answers	Percentage
No	13	5.6%
Yes	219	94.4%
Total	232	100%

### SURVEY QUESTION 3: DO YOU OWN OR RENT YOUR HOME?

Answer	# of answers	Percentage
Rent	7	3%
Own	224	96.6%
No Answer	1	0.4%
Total	232	100%

### SURVEY QUESTION 4: IF YOU ARE CURRENTLY RENTING, DO YOU PLAN TO BUY A HOME IN IONE?

Answer	# of answers	Percentage
No	5	2.2%
Yes	5	2.2%
No Answer	222	95.7%
Total	232	100%

### SURVEY QUESTION 5: FOR THE PERSON FILLING OUT THIS SURVEY, WHAT IS YOUR AGE?

Answer	# of answers	Percentage
< 25	2	0.9%
25-35	20	8.6%
36-55	64	27.6%
56-65	75	32.3%
> 65	71	30.6%
Total	232	100%

## RESIDENT SURVEY RESULTS

---

### SURVEY QUESTION 6: WHY DO YOU CHOOSE TO LIVE IN IONE? (MORE THAN ONE ANSWER ALLOWED)

Answer	# of answers	Percentage
Small Town	167	26%
Safe Community	106	16.5%
Family Connections	87	13.6%
Retirement	83	12.9%
Business/Economic Opportunities/Job	68	10.6%
Housing	47	7.3%
Outdoor Amenities	42	6.5%
Cost of Living	31	4.8%
Location	9	1.4%
Good Place to Raise a Family	2	0.3%
Total	642	100%

### SURVEY QUESTION 7: WHAT CONCERNS YOU ABOUT YOUR COMMUNITY? (MORE THAN ONE ANSWER ALLOWED)

Answer	# of answers	Percentage
Increased Traffic	139	21%
Lack of Shopping	132	19.9%
Age/Appearance/Quality of Buildings/Downtown	124	18.7%
Development Pressures	83	12.5%
Lack of Community Resources	71	10.7%
Air/Water Pollution	54	8.1%
Inadequate Public Services	54	8.1%
Poor Police Department	4	0.6%
Need Better Schools	2	0.3%
Total	663	100%

**SURVEY QUESTION 8: HOW DO YOU GET TO WORK? (MORE THAN ONE ANSWER ALLOWED)**

Answer	# of answers	Percentage
Walk	132	36.9%
Drive Alone	128	35.8%
Carpool	5	1.4%
Motorcycle	1	0.3%
Bicycle	1	0.3%
No Answer	91	25.4%
Total	358	100%

**SURVEY QUESTION 9: HOW MANY TIMES PER MONTH DO YOU MAKE A TRIP OUTSIDE OF IONE TO SHOP?**

Answer	# of answers	Percentage
1-2	12	5.2%
3-5	68	29.3%
6-10	75	32.3%
11-15	26	11.2%
> 15	47	20.3%
No Answer	4	1.7%
Total	232	100%

**SURVEY QUESTION 10: HOW WOULD YOU RATE THE QUALITY OF LIFE IN IONE?**

Answer	# of answers	Percentage
Could Improve	20	8.6%
Excellent	49	21.1%
Fair	21	9.1%
Poor	1	0.4%
Good	137	59.1%
No Answer	4	1.7%
Total	232	100%

## RESIDENT SURVEY RESULTS

---

**SURVEY QUESTION 11: HOW IMPORTANT IS PROMOTING REASONABLY PRICED HOUSING FOR WORKING RESIDENTS FOR THE FUTURE OF IONE?**

Answer	# of answers	Percentage
Not at all Important	38	16.4%
Somewhat Important	106	45.7%
Very Important	80	34.5%
No Answer	8	3.4%
Total	232	100%

**SURVEY QUESTION 12: HOW IMPORTANT IS PROMOTING INDUSTRIAL DEVELOPMENT FOR THE FUTURE OF IONE?**

Answer	# of answers	Percentage
Not at all Important	70	30.2%
Somewhat Important	93	40.1%
Very Important	56	24.1%
No Answer	13	5.6%
Total	232	100%

**SURVEY QUESTION 13: HOW IMPORTANT IS PROVIDING ADDITIONAL LAND FOR OFFICES AND COMMERCIAL BUSINESSES FOR THE FUTURE OF IONE?**

Answer	# of answers	Percentage
Not at all Important	68	29.3%
Somewhat Important	95	40.9%
Very Important	56	24.1%
No Answer	13	5.6%
Total	232	100%

**SURVEY QUESTION 14: HOW IMPORTANT IS ENHANCING PUBLIC RECREATIONAL FACILITIES FOR THE FUTURE OF IONE?**

Answer	# of answers	Percentage
Not at all Important	22	9.5%
Somewhat Important	96	41.4%
Very Important	100	43.1%
No Answer	14	6%
Total	232	100%

**SURVEY QUESTION 15: HOW IMPORTANT IS PRESERVING OPEN SPACES AND AGRICULTURAL LANDS FOR THE FUTURE OF IONE?**

Answer	# of answers	Percentage
Not at all Important	14	6%
Somewhat Important	60	25.9%
Very Important	147	63.4%
No Answer	11	4.7%
Total	232	100%

**SURVEY QUESTION 16: HOW IMPORTANT IS MANAGING THE PACE OF GROWTH FOR THE FUTURE OF IONE?**

Answer	# of answers	Percentage
Not at all Important	10	4.3%
Somewhat Important	61	26.3%
Very Important	150	64.7%
No Answer	11	4.7%
Total	232	100%

**SURVEY QUESTION 17: HOW IMPORTANT IS PROMOTING ALTERNATIVE FORMS OF TRANSPORTATION TO THE CAR FOR THE FUTURE OF IONE?**

Answer	# of answers	Percentage
Not at all Important	44	19%
Somewhat Important	105	45.3%
Very Important	71	30.6%
No Answer	12	5.2%
Total	232	100%

**SURVEY QUESTION 18: HOW IMPORTANT IS RETAINING OUR SMALL-TOWN COMMUNITY CHARACTER FOR THE FUTURE OF IONE?**

Answer	# of answers	Percentage
Not at all Important	4	1.7%
Somewhat Important	44	19%
Very Important	176	75.9%
No Answer	8	3.4%
Total	232	100%

## RESIDENT SURVEY RESULTS

---

**SURVEY QUESTION 19: HOW IMPORTANT IS REVITALIZING THE HISTORIC DOWNTOWN STREETScape FOR THE FUTURE OF IONE?**

Answer	# of answers	Percentage
Not at all Important	16	6.9%
Somewhat Important	81	34.9%
Very Important	122	52.6%
No Answer	13	5.6%
Total	232	100%

**SURVEY QUESTION 20: HOW IMPORTANT IS ENCOURAGING MORE ACTIVITIES FOR FAMILIES AND CHILDREN FOR THE FUTURE OF IONE?**

Answer	# of answers	Percentage
Not at all Important	19	8.2%
Somewhat Important	100	43.1%
Very Important	100	43.1%
No Answer	13	5.6%
Total	232	100%

**SURVEY QUESTION 21: HOW IMPORTANT IS ENCOURAGING MORE ENTERTAINMENT OPPORTUNITIES, FESTIVALS, AND/OR NIGHTLIFE FOR THE FUTURE OF IONE?**

Answer	# of answers	Percentage
Not at all Important	44	19%
Somewhat Important	118	50.9%
Very Important	57	24.6%
No Answer	13	5.6%
Total	232	100%

**SURVEY QUESTION 22: FROM YOUR EXPERIENCE, DO YOU FIND THERE IS ENOUGH HOUSING FOR PEOPLE OF ALL INCOMES?**

Answer	# of answers	Percentage
No	60	25.9%
Yes	140	60.3%
No Answer	32	13.8%
Total	232	100%

**SURVEY QUESTION 23: DO YOU FIND THE CITY ROADS ADEQUATE?**

Answer	# of answers	Percentage
No	76	32.8%
Yes	131	56.5%
No Answer	25	10.8%
Total	232	100%

**SURVEY QUESTION 24: DO YOU FIND THE CITY PUBLIC TRANSIT ADEQUATE?**

Answer	# of answers	Percentage
No	102	44%
Yes	67	28.9%
No Answer	63	27.2%
Total	232	100%

**SURVEY QUESTION 25: DO YOU FIND THE CITY PEDESTRIAN ACCESS ADEQUATE?**

Answer	# of answers	Percentage
No	79	34.1%
Yes	121	52.2%
No Answer	32	13.8%
Total	232	100%

**SURVEY QUESTION 26: DO YOU FIND THE CITY BICYCLE ACCESS ADEQUATE?**

Answer	# of answers	Percentage
No	98	42.2%
Yes	95	40.9%
No Answer	39	16.8%
Total	232	100%

## RESIDENT SURVEY RESULTS

**SURVEY QUESTION 27: IF YOU ANSWERED NO FOR ANY OF THE ABOVE (QUESTIONS 22-25), PLEASE EXPLAIN WHAT COULD BE IMPROVED. (MORE THAN ONE ANSWER ALLOWED)**

Answer	# of answers	Percentage
Bike Lakes/Paths	43	18.4%
Increased/Better Public Transit	41	17.5%
More/Improved Sidewalks/Pedestrian Crossings	36	15.4%
Bypass Needed/Traffic Alleviation	25	10.7%
Road Improvement/Better Maintenance	21	9%
Better Parking/More Parking Options	5	2.1%
Downtown Improvement/Beautification	5	2.1%
More Housing Options	3	1.3%
Traffic Light at Preston and Shakeley	3	1.3%
No answer	52	22.2%
Total	234	100%

**SURVEY QUESTION 28: ARE THERE AREAS WHERE YOU WOULD LIKE TO SEE ADDITIONAL BICYCLING AND/OR PEDESTRIAN CONNECTIONS (NEW SIDEWALKS, TRAILS, OR BICYCLE ROUTES)? (MORE THAN ONE ANSWER ALLOWED)**

Answer	# of answers	Percentage
Connecting Downtown with 124, 104, Howard Park, Shakeley	21	9.1%
All Over Town	17	7.3%
West Marlette	14	6%
Near School	7	3%
No Answer	173	74.6%
Total	232	100%

**SURVEY QUESTION 29: DO YOU FIND THE CITY PARKS ADEQUATE?**

Answer	# of answers	Percentage
No	58	25%
Yes	124	53.4%
No Answer	50	21.6%
Total	232	100%

**SURVEY QUESTION 30: DO YOU FIND THE CITY RECREATIONAL FACILITIES ADEQUATE?**

Answer	# of answers	Percentage
No	66	28.4%
Yes	95	40.9%
No Answer	71	30.6%
Total	232	100%

**SURVEY QUESTION 31: DO YOU FIND THE CITY TRAILS ADEQUATE?**

Answer	# of answers	Percentage
No	95	40.9%
Yes	49	21.1%
No Answer	88	37.9%
Total	232	100%

**SURVEY QUESTION 32: IF YOU ANSWERED NO FOR ANY OF THE ABOVE (QUESTIONS 28-30), PLEASE EXPLAIN:**

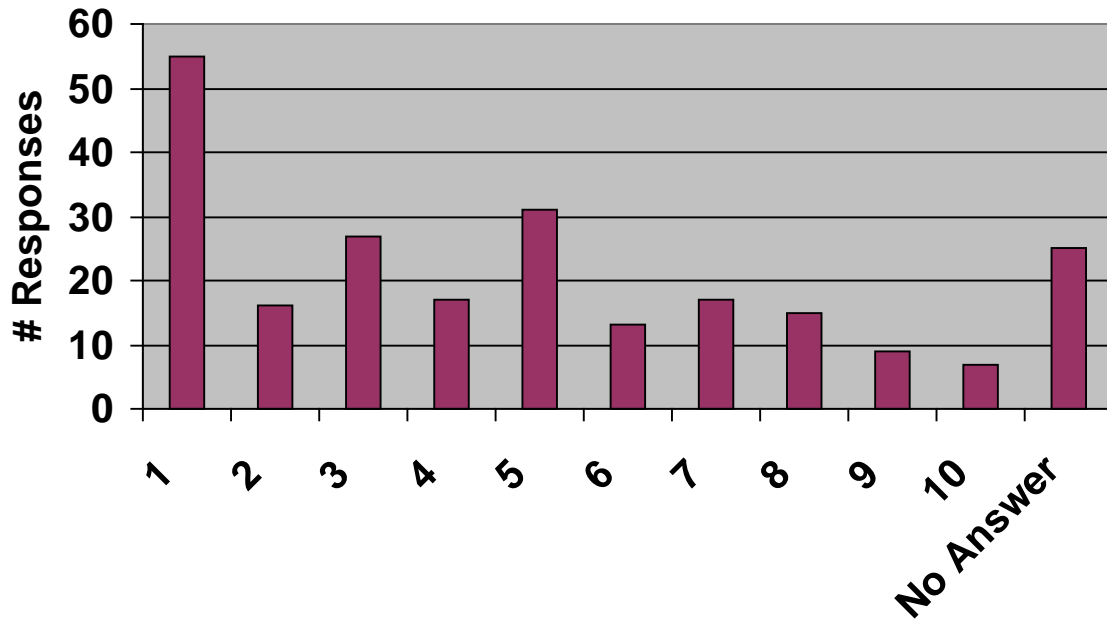
Answer	# of answers	Percentage
More Parks, Howard Park Improvements	37	15.9%
Trails (more, any): Hiking, Biking, Walking	38	16.4%
Community Center; Soccer Field; Baseball Field; Skate Park	10	4.3%
No Answer	147	63.4%
Total	232	100%

**SURVEY QUESTION 33: DO YOU THINK THE DOWNTOWN AREA SHOULD BE EXPANDED FROM A SINGLE MAIN STREET TO A LARGER DISTRICT THAT WOULD PROVIDE ADDITIONAL SITES FOR BUSINESSES?**

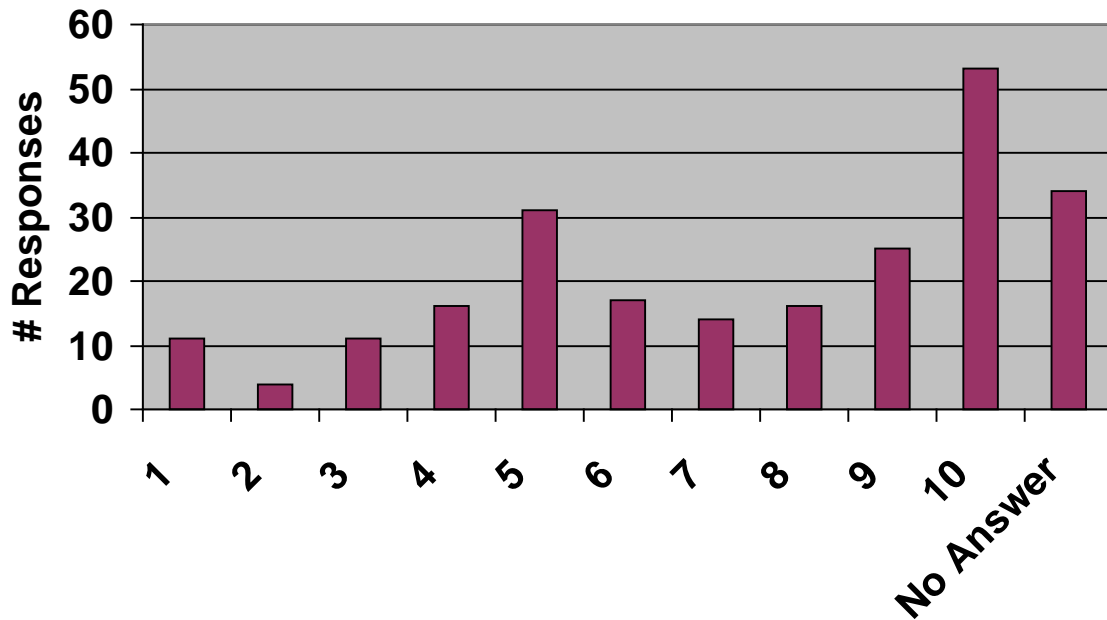
Answer	# of answers	Percentage
No	98	42.2%
Yes	100	43.1%
No Answer	34	14.7%
Total	232	100%

## RESIDENT SURVEY RESULTS

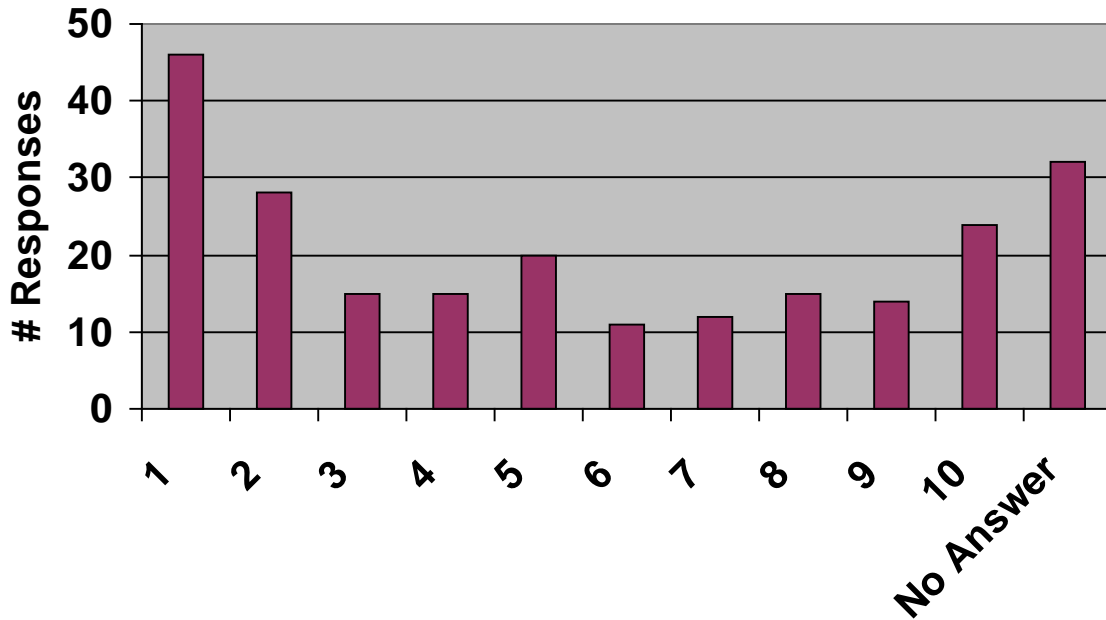
**SURVEY QUESTION 34:** HOW IMPORTANT DO YOU FEEL IT IS TO IMPROVE ROADS, TRAFFIC, AND TRANSIT?  
USE A SCALE OF 1 THROUGH 10, WITH 1 BEING THE HIGHEST PRIORITY AND 10 BEING THE LOWEST.



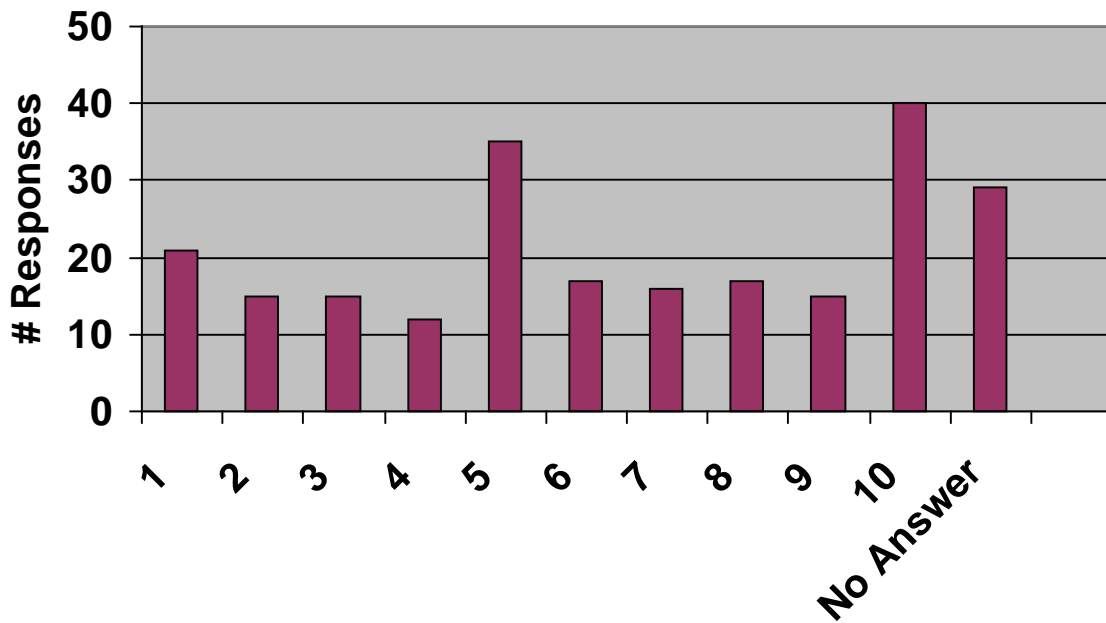
**SURVEY QUESTION 35:** HOW IMPORTANT DO YOU FEEL IT IS TO SUPPLY HOUSING FOR A RANGE OF INCOME LEVELS?  
USE A SCALE OF 1 THROUGH 10, WITH 1 BEING THE HIGHEST PRIORITY AND 10 BEING THE LOWEST.



**SURVEY QUESTION 36:** HOW IMPORTANT DO YOU FEEL IT IS TO ATTRACT NEW INDUSTRY/BUSINESSES?  
 USE A SCALE OF 1 THROUGH 10, WITH 1 BEING THE HIGHEST PRIORITY AND 10 BEING THE LOWEST.



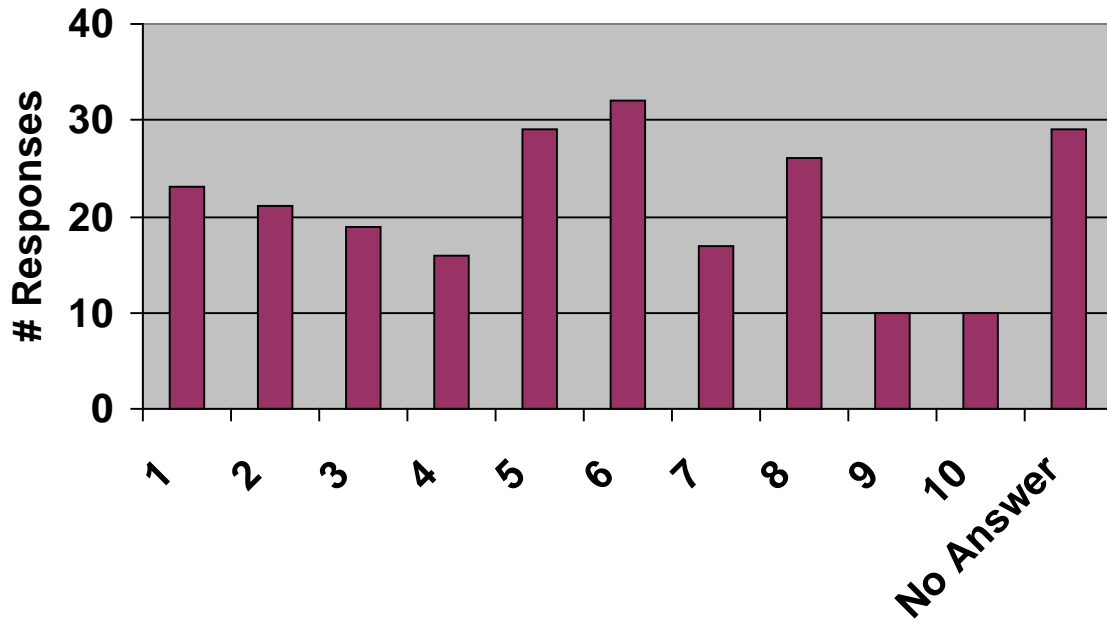
**SURVEY QUESTION 37:** HOW IMPORTANT DO YOU FEEL IT IS TO ENHANCE TOURISM OPPORTUNITIES?  
 USE A SCALE OF 1 THROUGH 10, WITH 1 BEING THE HIGHEST PRIORITY AND 10 BEING THE LOWEST.



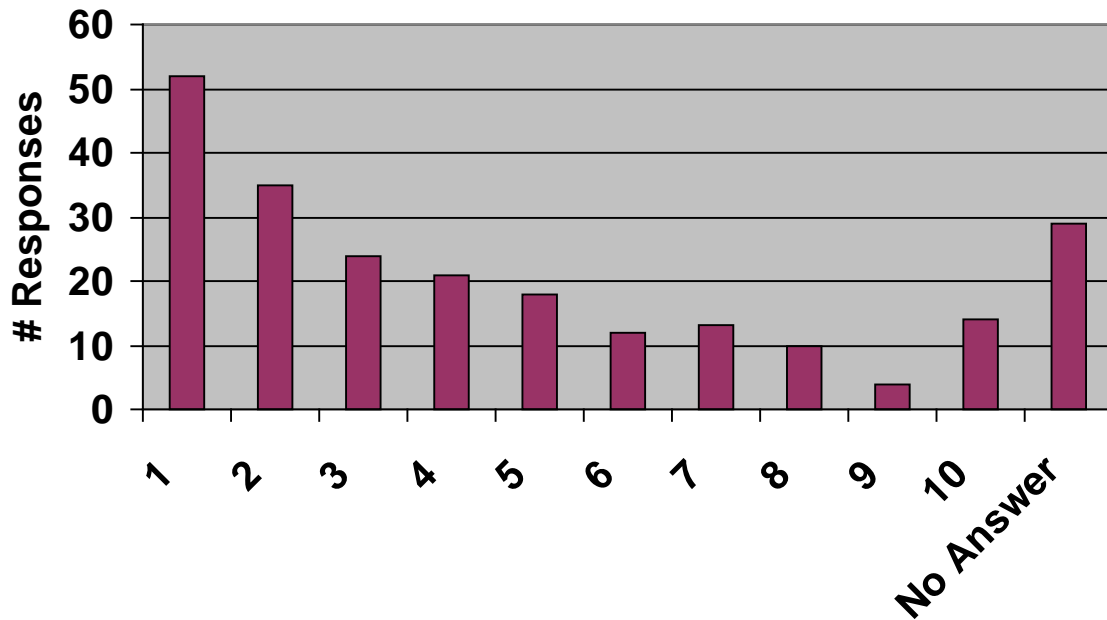
## RESIDENT SURVEY RESULTS

---

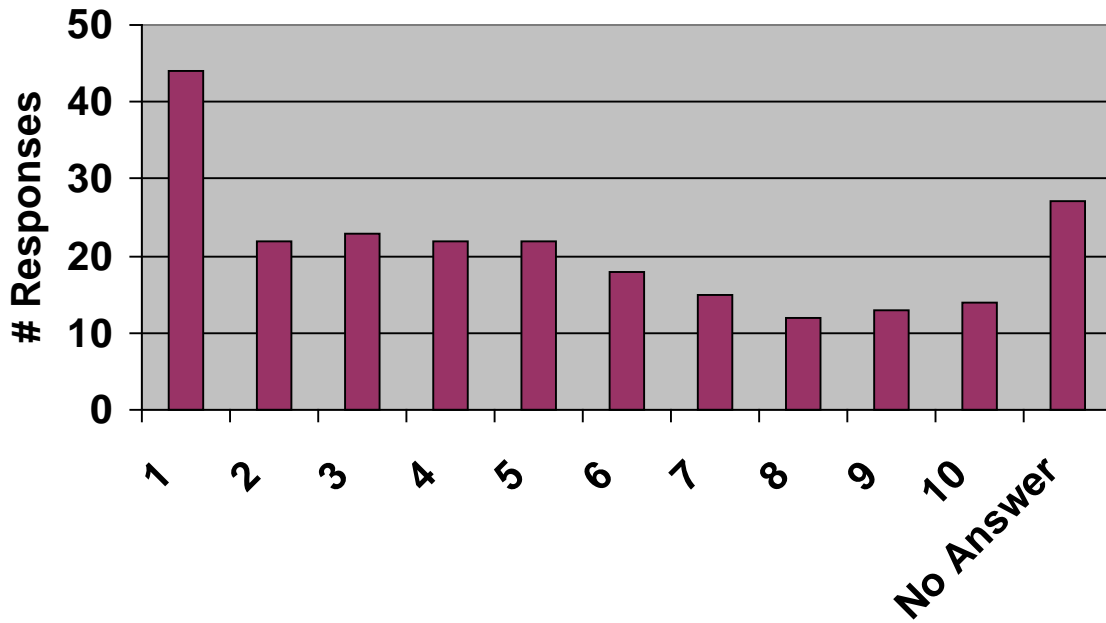
**SURVEY QUESTION 38:** HOW IMPORTANT DO YOU FEEL IT IS TO PROVIDE PARKS AND RECREATIONAL PROGRAMS?  
USE A SCALE OF 1 THROUGH 10, WITH 1 BEING THE HIGHEST PRIORITY AND 10 BEING THE LOWEST.



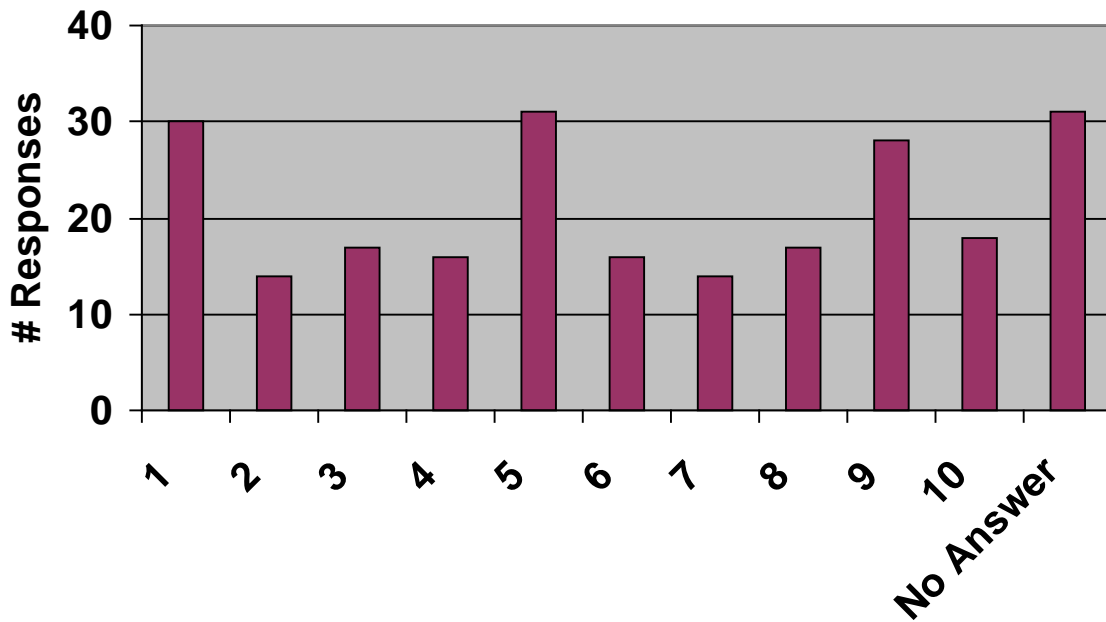
**SURVEY QUESTION 39:** HOW IMPORTANT DO YOU FEEL IT IS TO MANAGE THE PACE OF GROWTH?  
USE A SCALE OF 1 THROUGH 10, WITH 1 BEING THE HIGHEST PRIORITY AND 10 BEING THE LOWEST.



**SURVEY QUESTION 40:** HOW IMPORTANT DO YOU FEEL IT IS TO PRESERVE OPEN SPACE/AGRICULTURAL LANDS?  
 USE A SCALE OF 1 THROUGH 10, WITH 1 BEING THE HIGHEST PRIORITY AND 10 BEING THE LOWEST.

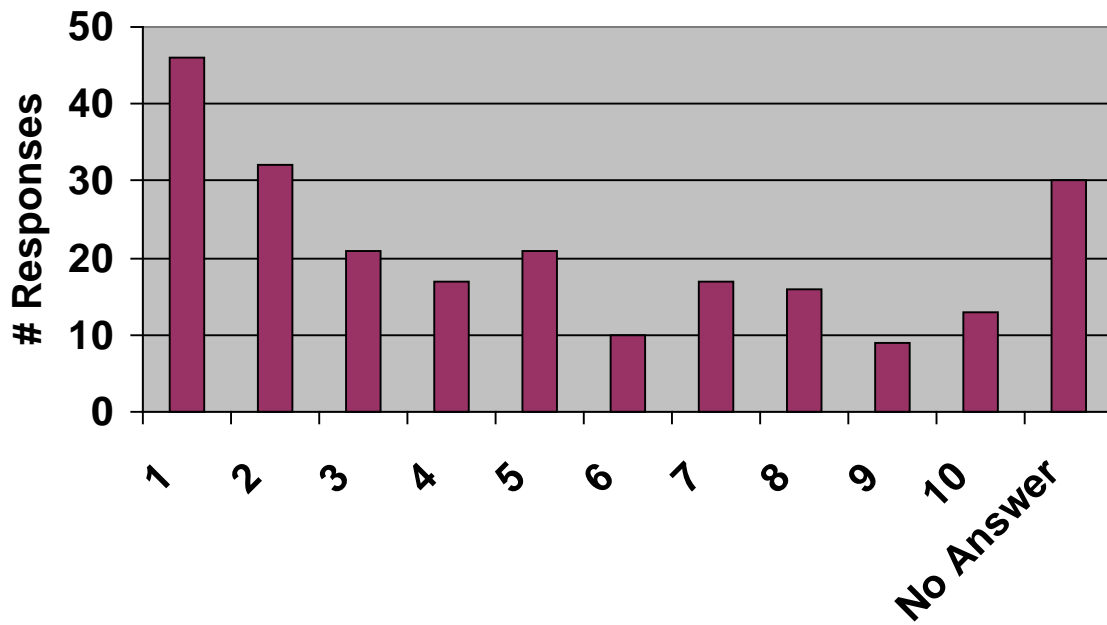


**SURVEY QUESTION 41:** HOW IMPORTANT DO YOU FEEL IT IS TO IMPROVE AIR QUALITY AND WATER QUALITY?  
 USE A SCALE OF 1 THROUGH 10, WITH 1 BEING THE HIGHEST PRIORITY AND 10 BEING THE LOWEST.



## RESIDENT SURVEY RESULTS

**SURVEY QUESTION 42:** HOW IMPORTANT DO YOU FEEL IT IS TO IMPROVE DOWNTOWN?  
USE A SCALE OF 1 THROUGH 10, WITH 1 BEING THE HIGHEST PRIORITY AND 10 BEING THE LOWEST.



**SURVEY QUESTION 43:** HOW IMPORTANT DO YOU FEEL IT IS TO CONSERVE ENERGY AND NATURAL RESOURCES?  
USE A SCALE OF 1 THROUGH 10, WITH 1 BEING THE HIGHEST PRIORITY AND 10 BEING THE LOWEST.

